

Self-tapping
sheet metal screw

Self-drilling
sheet metal screw

Self-tapping (to wood)
drywall screw

Self-drilling
sheet metal to sheet metal
steel screw



Self-tapping
wood screw

Self-drilling
wood to structural steel
screw.*

Self-drilling sheetmetal to
structural steel screw

Builder's Vocabulary

Self-Drilling Screw

A self-drilling screw can drill its own hole. The design of the screw allows this with breaks in the thread on the screw to create sharp edges to cut the material away and create a thread in the material for the screw.

There are also self-tapping screws which can cut their own threads but may require pre-drilling.

The thread can be found externally and internally. The external thread would be the ridges found on the screw itself while the internal thread would be found on the inside of the object the screw is fastened to. A nut (internal) and a bolt (external) is a good example of this. The threads are also referred to by gender with the external being male threads and the internal being female threads.

Learn the anatomy of your home and become a better homeowner! We will be posting a building term online every week so you can better understand the structure of your home or building. For more Builder's Vocabulary go to www.mainecoastconstruction.com/blog/category/word/

**Note the wings that cut out the wood which allows the threads to not clog up with wood.*

MCC on the World Wide Web

As of 2012 we have finally started our own MCC blog and have launched a Facebook Page and Twitter account. Follow us online to get tips for seasonal maintenance of your home. We will also be posting photos and video of our latest construction projects in the Mid Coast.

Blog:
www.mainecoastconstruction.com/blog

Facebook:
http://www.facebook.com/pages/mainecostconstruction

Twitter:
https://twitter.com/#!/MECoastConstr

New Hires

Maine Coast Construction is pleased to welcome Rachel Albury to the team. Rachel is a graduate of the University of Maine Business School. For the last three years, Rachel worked in IT and sales for a natural supplement manufacturer. Rachel is now working as Maine Coast Construction's Administrative Assistant.

Welcome Rachel!

Volume I 2011
2012

Maine Coast Construction Journal

www.mainecoastconstruction.com

Maine Coast
CONSTRUCTION
107 Elm Street
Camden, ME 04843

Front Street Shipyard


Photo by Billy Black

Front Street Shipyard: Building #5

Maine Coast Construction recently completed construction of Building #5 on Front Street Shipyard in Belfast Maine. The property, which used to be the home of a sardine cannery, was purchased by a group of investors and has been turned into a boat repair shop for large vessels. Front Street Shipyard also builds boats including custom yachts and Southport Boats powerboats.

Maine Coast Construction took the steel delivery of the Varco Pruden Steel Building the 12th of September, had boats inside before Thanksgiving, and finished before Christmas!

The Facility

According to Village Soup, being able to accommodate boats 100 + feet has given the shipyard the chance to capture the business of large boat owners, a niche market smaller boatyards could not accommodate and has created over 100 new jobs for the Belfast, Maine area.

Specs:

- 22,000 sq foot boat repair shop
- 140'-0" wide by 160'-0" long Varco-Pruden Building System with a 1:12 roof pitch, an eave height of 49'-2" and a ridge height of 55'- 0."

The building has the following:

- 18" thick slab one grade over High Density 60 Blueboard with radiant tubing
- 1245 yards of concrete in the slab
- 200,000 lbs of reinforcement all installed by MCC workers
- The building is made from non-combustible materials
- R-35 Simple Saver Roof and R-25 Simple Saver Walls
- Varco Pruden Panel Rib walls and Standing Seam Roof
- The building has two 42' wide by 43' high Schweiss clear opening Bi-Fold Doors
- The building has one 10-Ton two hoist overhead crane and Two 5-Ton two hoist overhead cranes
- Two 24'x160' long mezzanines for workshop and mechanical equipment
- Four 10'-6" long mezzanines for boat staging areas and work platforms
- There is over 130,000 CFM available ventilation and filtration for painting and sanding
- Two Ingersoll Rand 10 HP Rotary Screw Compressors with air system throughout
- Two 5 HP Rotary Van Vacuum pumps with 70 ACFM capacity
- Three Prestige Solo 330,000 BTU, 95% efficient propane boilers

Complete Project Duration Including Concrete: 19 weeks

Completion Time from delivery of VP Steel Building: 15 weeks

Men on the job: 14 MCC workers and 20-30 subcontractors

Thank you MCC Team: Randy Boyer (project manager), Josh Boyer, Ernie Farrar, Tad Stone, Chris Murphy, and Jerome Bucklin.

Interested in a steel building? Contact John Davee (207.236.6000) for your new facility!
Storage Buildings ~ Boat Buildings ~ Manufacturing Plants ~ Airplane Hangars

Year in Review: 2011-2012



Live Roofs

MCC installed the first commercial green roof in Rockland, Maine. The roof was part of a restoration effort of a 110 year old building at 449 Main St. A live roof utilizes plant material as the protective roof layer in place of traditional asphalt shingles or metal sheeting.

Benefits of a Live Roof include the ability to retain more rain water, thereby reducing potential harmful run-off, helping to reduce exterior noise and adding insulating value. Live Roof systems are appropriate for both residential and commercial projects; for both low and steep roof pitches. The aesthetic value should not be overlooked! Imagine a rooftop with beautiful spring flowers attracting birds, bees, and butterflies.

Maine Coast Construction is a certified installer for Live Roof systems. Installing Live Roofs is part of our ongoing effort to practice sustainable and energy efficient building practices.

You may learn more about Live Roof systems by contacting Mark at Maine Coast Construction (207) 236-6000 or from www.LiveRoof.com

Kitchen Renovations

Renovating your kitchen not only gives it a new look, but also helps you gain some much needed space. Here are some local renovations done by MCC.

A kitchen in need!

Starting over...

Space is regained with a new layout.

How to Keep Moisture out of Your Roof

As you can see from these photos, your roof can trap moisture which can cause significant damage to the wood. If warm air gets trapped between the roof and ceiling, condensation will build up causing the wood to rot and crumble.

In order to prevent this condition, a continuous vapor barrier and thermal break must be provided between the heated space and the roof cavity. In addition to this, including a ventilation space between the underside of the roof sheathing completes what is known as the cold roof system and prevents the damage we described.

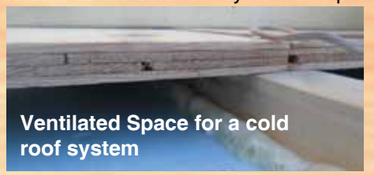
Ventilated Space for a cold roof system

Rotted roof

AIRCOMPRESSOR
CABIN
CARPORTS
CLAMP
CLAPBOARDS
COMMERCIAL
CONSTRUCTION
CROWN
CUSTOM HOMES
DECKS
ELECTRICAL
ENERGY EFFICIENT
EXTENSIONS
EXTERIOR
FASCIA
FIXTURE
FORM
FRAMING
GABLE
GARAGES
GUTTERS
HAMMER
HANDYMAN
GRANITE
GREEN
HEATING
INSULATE
INTERIOR
KNOBS
MAINTENANCE
MATTE
MOPBOARD
NAILS
PAINTING
PATIO
PLUMBING
PLYWOOD
RADON MITIGATION
RENOVATION
SANDER
SAWZALL
STEP
SCREWS
SHEETROCK
SHINGLE
SOFFITS
SPEED SQUARE
STAIRS
STEEL
STRAPPING
TABLESAW
TOOL
TRIM
TRUSS
WINDOW
WOODFLOORING
2 X 4S

W	H	W	A	S	E	L	B	A	T	L	A	C	I	R	T	C	E	L	E
N	O	I	T	A	G	I	T	I	M	N	O	D	A	R	A	A	I	C	X
O	T	N	G	C	A	I	C	S	A	F	R	A	U	B	N	C	N	W	T
I	E	D	N	B	E	U	T	W	I	O	L	S	I	S	M	A	T	T	E
T	D	O	I	L	F	E	O	E	I	R	S	N	P	H	N	R	E	N	N
C	S	W	B	Y	E	N	O	R	G	N	I	T	A	E	H	P	R	E	S
U	E	A	M	L	A	D	E	C	K	S	U	?	T	E	S	O	I	I	I
R	G	I	U	I	N	T	B	S	G	R	A	N	I	T	E	R	O	C	O
T	A	U	L	2	X	4	S	S	I	N	I	F	O	R	M	T	R	I	N
S	R	S	P	E	E	D	S	Q	U	A	R	E	E	O	O	S	T	F	S
N	A	F	I	X	T	U	R	E	M	S	C	S	S	C	H	O	O	F	I
O	G	N	I	R	O	O	L	F	D	O	O	W	S	K	M	F	O	E	D
C	S	R	I	A	T	S	N	R	E	M	M	A	H	K	O	F	L	Y	O
C	O	M	M	E	R	C	I	A	L	C	P	A	I	N	T	I	N	G	O
R	G	E	H	A	N	D	Y	M	A	N	R	6	N	O	S	T	8	R	W
O	R	E	N	O	V	A	T	I	O	N	E	M	G	B	U	S	E	E	Y
W	E	E	T	A	L	U	S	N	I	A	S	I	L	S	C	D	N	N	L
N	E	S	R	E	T	T	U	G	E	C	S	T	E	P	N	O	A	E	P
G	N	I	P	P	A	R	T	S	S	T	O	D	R	A	O	B	P	O	M
P	M	A	L	C	L	A	P	B	O	A	R	D	S	A	W	Z	A	L	L

Word Find Challenge!

Find all of the words in the puzzle. The remaining letters will form a sentence! Mail or drop off your completed puzzle to Maine Coast Construction - 107 Elm Street - Camden, ME 04843 for a chance to win a $20 gift certificate to EBS in a drawing to be held June 30th, September 30th, December 31st, and March 31st.

Hidden Sentence:

Name: Address: Email:

Home Additions

Garage Apartments

The space above a garage works perfectly as guest quarters studio or rental space.

These photos are the results of what one of our clients envisioned as an overflow guest space.

The apartment is tightly insulated and includes an electric heat pump and built in dresser.

Hope Elephants

A new start for an old elephant in a town aptly named Hope.

Hope Elephants, a new facility in Hope, Maine designed to be a rehabilitation center for old and /or injured elephants, was founded by the brothers Jim and Tom Laurita who, in another lifetime, traveled with the circus as a ringmaster and elephant trainer. Since then they received educations at prestigious schools (Cornell and Yale respectively). Jim has now been a Doctor of Veterinary Medicine for 25 years while Tom is a businessman with a Master's in Business Management.

This has not distanced the brother's from their old lives at the circus. It was Jim's love for the elephants he trained at the circus and, later, at the Bronx Zoo that inspired the formation of Hope Elephants. In fact the first elephant to live at the center will be Rosie, an arthritic circus elephant who Jim formally worked with. Rosie is 42 years old and has a leg with an old injury that has led to arthritis and nerve damage. Rosie is also lonely as she is ostracized by the herd she currently lives with. While re-habilitating Rosie, Jim hopes to eventually find another resident elephant to keep her company.

Hope Elephants is a not-for-profit organization with a goal for its educational program to "inspire visitors to act upon their experience and find their own path to participate in wildlife conservation."

Thank you Jim for letting us be part of this fantastic project!

www.hopeelephants.org